




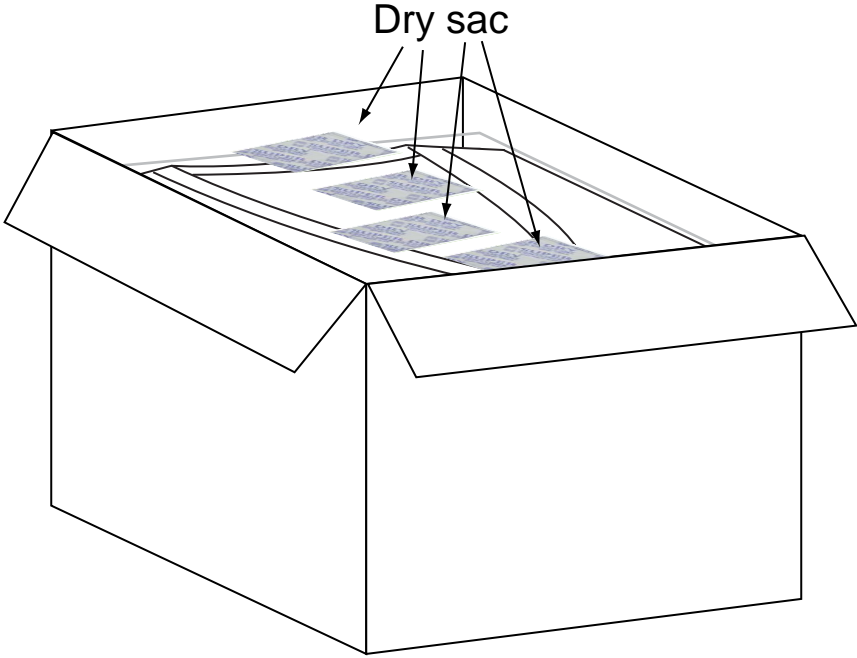
**G.H. BASS WOMENS
PACKING DIRECTIVE**

G. H. BASS WOMENS PACKING DIRECTIVE

PACKING INSTRUCTION - FOR PRODUCT WITH FAUX FUR AND FAUX LEATHER

Desiccants application for the style with faux fur and faux leather etc.....at carton level, the placement of Dry Sac is on the top of export carton as attachment, and the quantity of Dry Sac is at least one gram per garment. For example, vendor needs to add 15 – 20 gram for 15 pcs/carton, and 25 – 30 gram for 24 pcs /carton.

Dry Sac Layout		
Product		
Product No.	Product Name	Picture
DS 2g (NW)	Dry Sac 2 gram (NW)	
DS 5g (NW)	Dry Sac 5 gram (NW)	
DS 10g	Dry Sac 10 gram	
DS 25g	Dry Sac 25 gram	
DS 50g	Dry Sac 50 gram	
DS 1000g	Dry Sac 1000 gram	
DS 1700g	Dry Sac 1700 gram	



G.H. BASS WOMENS PACKING INSTRUCTION

PACKING INSTRUCTION - BAGS

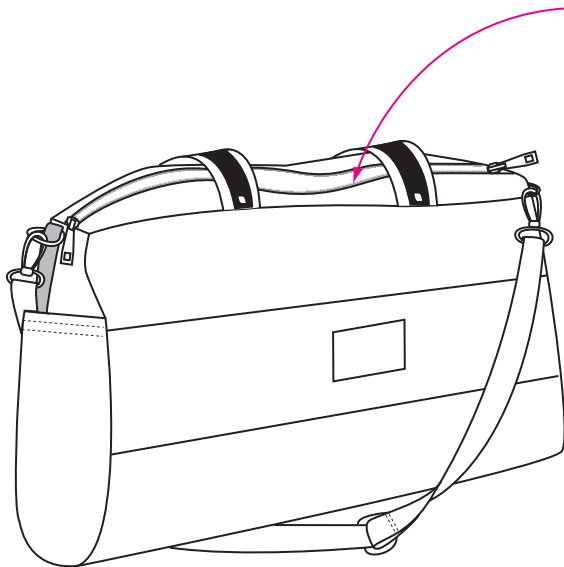
Silica Gel :

- Put Silica Gel into the inner pocket of the bag
- Size : 2-1/4" (L) x 1-1/4" (W)
- Weight : 5 gm

Visual sample of Silica Gel
(not actual size)



Visual sample of Silica Gel pack :
- Put Silica Gel into the inner pocket of the bag




- Individual polybag (with ventilation holes - half moon cut)
- Each bag to be placed in an opposite direction

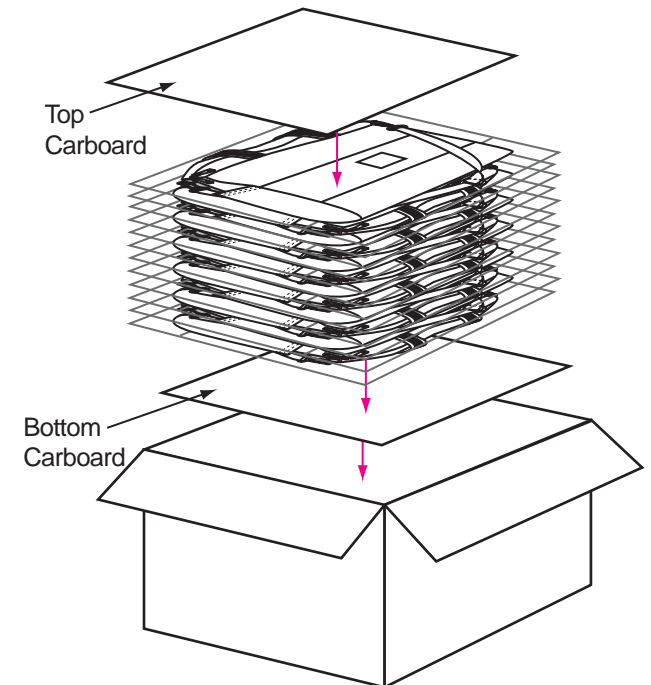
Carton Details :

- Double wall (2 layers of corrugated between 3 layers of kraft liner board)
- Resistant to water and humidity
- 370 LB / SQ inch (26 kg/cm) bursting strength
- All vendors must submit the carton measurement of all polar fleece styles which have hanger - flat pack for PVH approval before apply to bulk
- No divider
- Do not use any rubber bands to wrap around the hanger tops together

- (1) Each bag to be placed in an opposite direction



- (2) Final packing, Add corrugated carboard at top and Bottom



G.H. BASS WOMENS PACKING INSTRUCTION

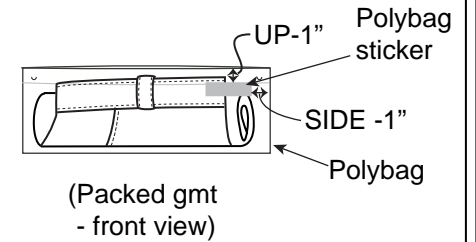
PACKING INSTRUCTION - BOTTOM - ROLL FOLD (WITH INDIVIDUAL POLYBAG)

- The requirement of "Dozens per carton", please refer separate instruction from PO or SPREAD SHEET. Garment with individual polybags.
- Different size / different color / different pattern (i.e. assorted size with assorted color ; solid pattern with assorted size , solid size with solid color), please refer to PO or spreadsheet

Carton detail :

- Double wall (2 layers of corrugated between 3 layers of knaft liner board)
- Resistant to water and humidity
- 370 lb/sq inch (26 kg/cm²) bursting strength

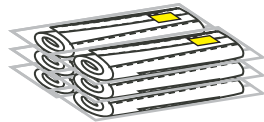
Polybag sticker placement



Stacking method : Based on the packing qty to choose the suitable stacking method.

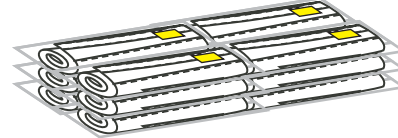
For 6 gmts in carton

- 3 gmts / stack
- 2 stacks




For 12 gmts in carton

- 3 gmts / stack
- 4 stacks



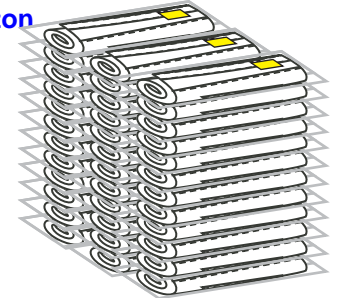
For 24 gmts in carton

- 8 gmts / stack
- 3 stacks




For 36 gmts in carton

- 12 gmts / stack
- 3 stacks



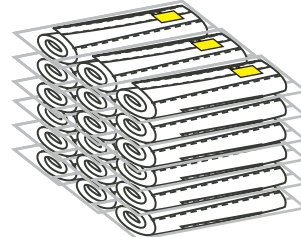
For 9 gmts in carton

- 3 gmts / stack
- 3 stacks



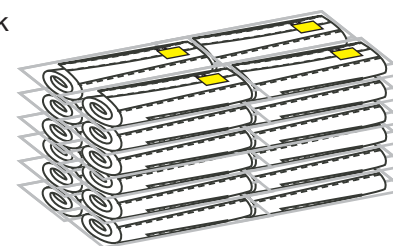
For 18 gmts in carton

- 6 gmts / stack
- 3 stacks



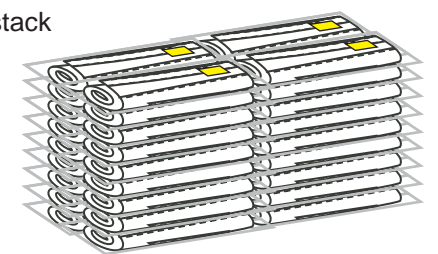
For 24 gmts in carton

- 6 gmts / stack
- 4 stacks



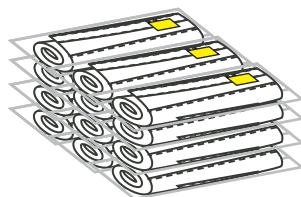
For 36 gmts in carton

- 9 gmts / stack
- 4 stacks



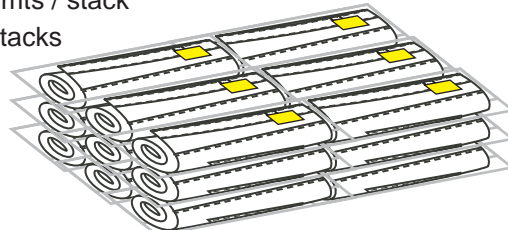
For 12 gmts in carton

- 4 gmts / stack
- 3 stacks




For 18 gmts in carton

- 3 gmts / stack
- 6 stacks



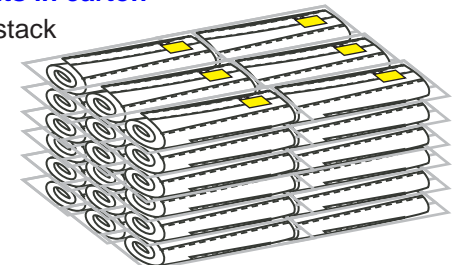
For 24 gmts in carton

- 4 gmts / stack
- 6 stacks



For 36 gmts in carton

- 6 gmts / stack
- 6 stacks



G.H. BASS WOMENS PACKING INSTRUCTION

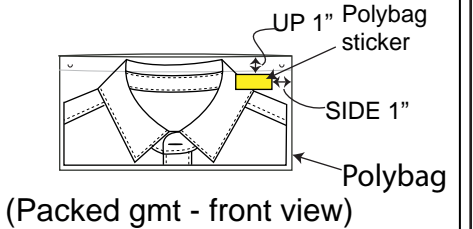
PACKING INSTRUCTION - WOVEN SHIRT - ROLL FOLD (WITH INDIVIDUAL POLYBAG)

- The requirement of "Dozens per carton", please refer separate instruction from PO or SPREAD SHEET. Garment with individual polybags.
- Different size / different color / different pattern (i.e. assorted size with assorted color ; solid pattern with assorted size , solid size with solid color), please refer to PO or spreadsheet

Carton detail :

- Double wall (2 layers of corrugated between 3 layers of knaft liner board)
- Resistant to water and humidity
- 370 lb/sq inch (26 kg/cm²) bursting strength

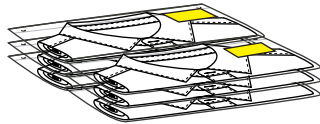
Polybag sticker placement



Stacking method : Based on the packing qty to choose the suitable stacking method.

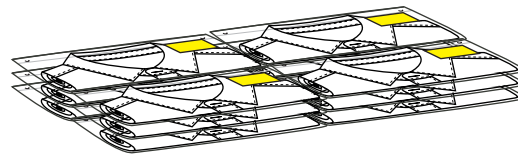
For 6 gmts in carton

- 3 gmts / stack
- 2 stacks



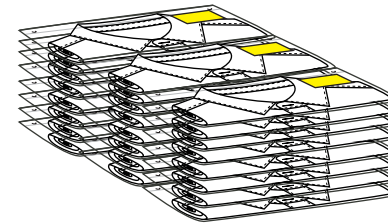
For 12 gmts in carton

- 3 gmts / stack
- 4 stacks



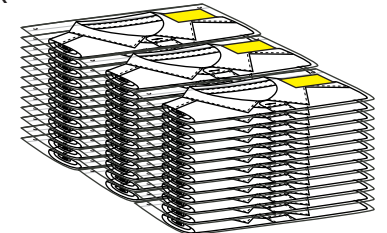
For 24 gmts in carton

- 8 gmts / stack
- 3 stacks



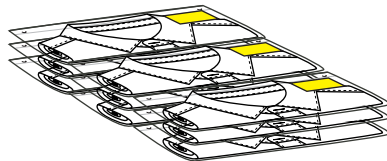
For 36 gmts in carton

- 12 gmts / stack
- 3 stacks



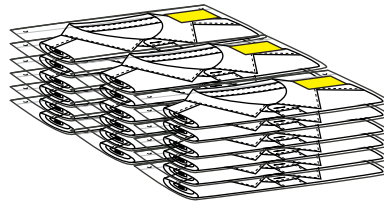
For 9 gmts in carton

- 3 gmts / stack
- 3 stacks



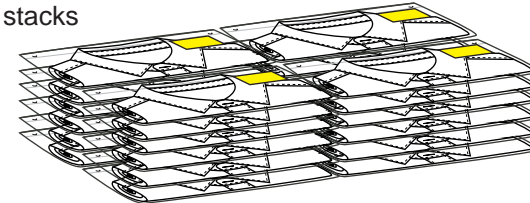
For 18 gmts in carton

- 6 gmts / stack
- 3 stacks



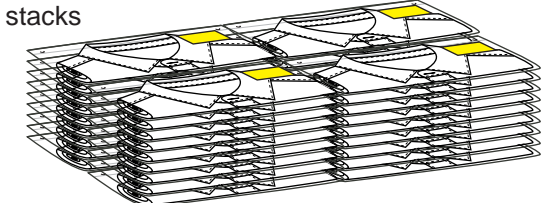
For 24 gmts in carton

- 6 gmts / stack
- 4 stacks



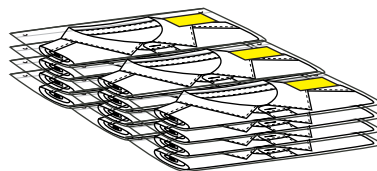
For 36 gmts in carton

- 9 gmts / stack
- 4 stacks



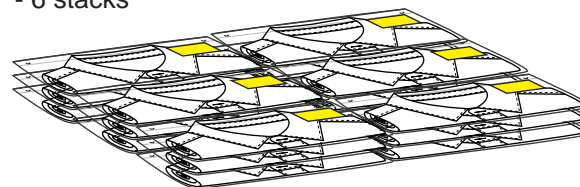
For 12 gmts in carton

- 4 gmts / stack
- 3 stacks



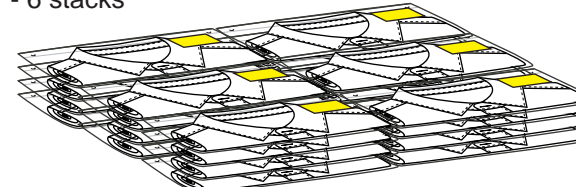
For 18 gmts in carton

- 3 gmts / stack
- 6 stacks



For 24 gmts in carton

- 4 gmts / stack
- 6 stacks



For 36 gmts in carton

- 6 gmts / stack
- 6 stacks

