





Appendix 12 - Footwear UPC Label Codes – Effective as of June 15, 2015

Ticket Code	Ticket Type	Example of Labels	Description
FWNPST04	Bass Footwear Sticker	 <p>A rectangular sticker with a white background. On the left, it features a line drawing of a white sneaker. To the right of the drawing is a barcode. Text on the sticker includes 'BASS-NAVIGATE OFF WHITE', '2087 -3200 - 114', '5 M', and '0914' at the bottom right. A large blue 'SAMPLE' watermark is overlaid on the center.</p>	Code will be used for both men’s and women’s shoes indicated on signed MCF.
FWNBHT03	Bass Footwear Hangtag	 <p>A rectangular hangtag with a white background. It features a barcode in the center. Text includes 'G.H. Bass & Co.' on the right, 'CRAFTSMAN TEE-CORE' on the left, and 'S' below it. A large blue 'SAMPLE' watermark is overlaid on the center.</p>	Flip-flops only noted by buyer
FWHTST01	Bass Footwear Hangtag and Sticker	 <p>Two examples are shown. The top one is a rectangular hangtag with a white background, featuring a barcode, 'G.H. Bass & Co.' on the right, 'CRAFTSMAN TEE-CORE' on the left, and 'S' below it. The bottom one is a rectangular sticker with a white background, featuring a line drawing of a white sneaker, a barcode, and text: 'BASS-NAVIGATE OFF WHITE', '2087 -3200 - 114', '5 M', and '0914' at the bottom right. A large blue 'SAMPLE' watermark is overlaid on both.</p>	Flip-flops only noted by buyer Code will print both Footwear Sticker (FWNPST04) and Footwear Hangtag (FWNBHT03).
FWNPST08	Bass Duplicate Box Labels	 <p>Two identical examples of the Bass Footwear Sticker are shown, one above the other. Each sticker features a line drawing of a white sneaker, a barcode, and text: 'BASS-NAVIGATE OFF WHITE', '2087 -3200 - 114', '5 M', and '0914' at the bottom right. A large blue 'SAMPLE' watermark is overlaid on each.</p>	Duplicate box labels for all tall shaft boots Code will automatically print DOUBLE the amount of FWNPST04 stickers on the PO. *See label placement : Section 7.2 page 13 of Vendor Manual.